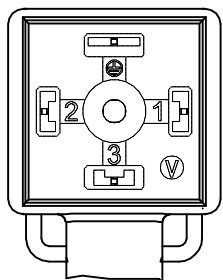
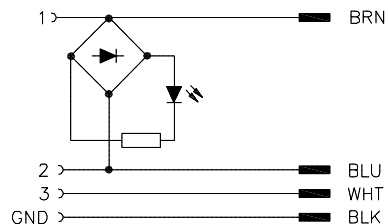


## VALVE END VIEW



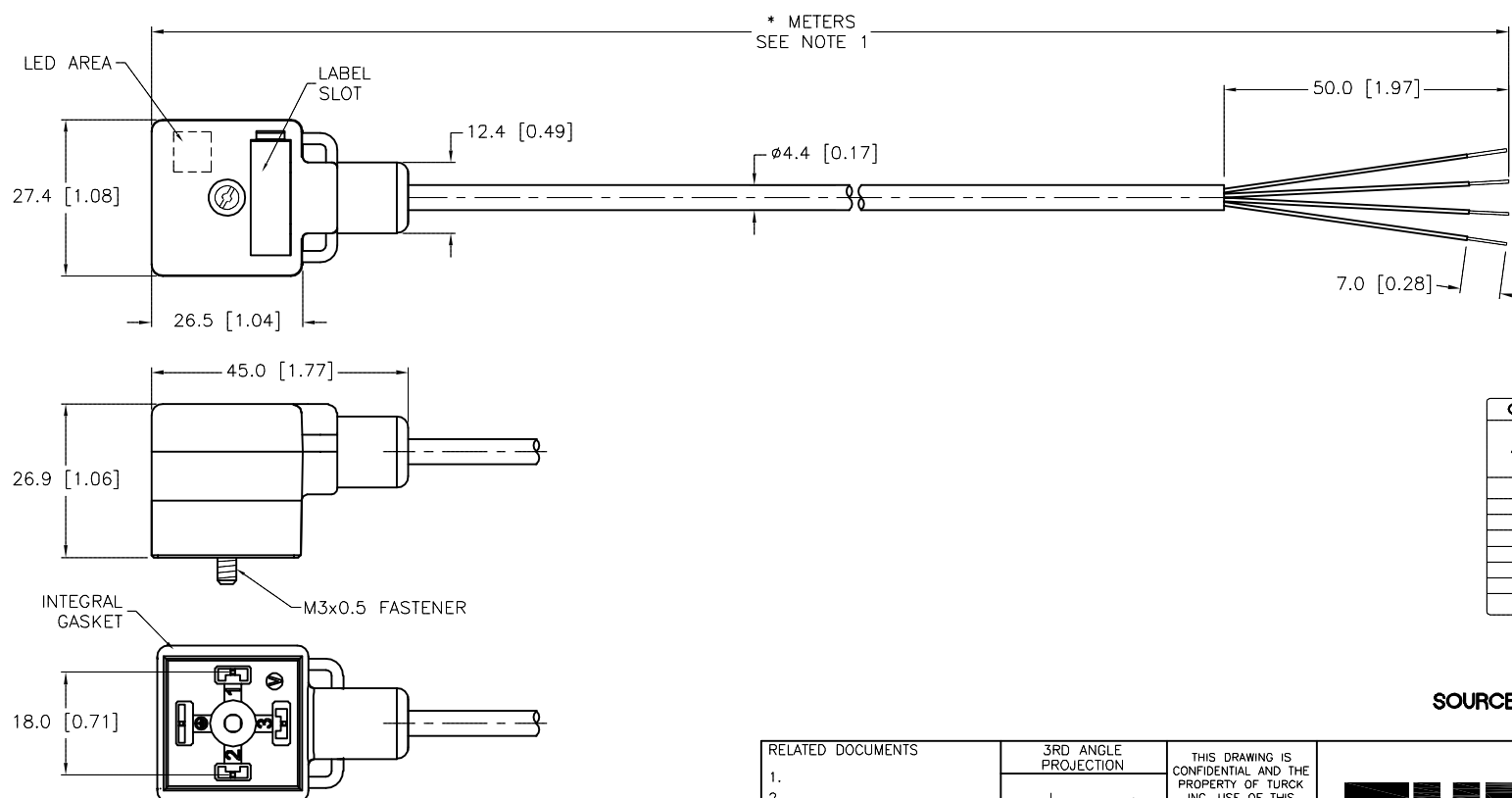
1 = BROWN  
2 = BLUE  
3 = WHITE  
GND = BLACK

## WIRING DIAGRAM



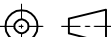
## SPECIFICATIONS

CONTACT CARRIER MATERIAL	NYLON
MOLDED HEAD MATERIAL/COLOR	TPU/TRANSLUCENT BLACK
CONTACT MATERIAL/PLATING	BRASS/SILVER
RATED CURRENT	4.0 A
RATED VOLTAGE [V]	24-48 VAC/DC
OUTER JACKET MATERIAL/COLOR	PVC/YELLOW
CONDUCTOR INSULATION MATERIAL	PVC
NUMBER OF CONDUCTORS [AWG]	4x24 AWG
TEMPERATURE RATING	-40°C to +105°C (-40°F to +221°F)
PROTECTION CLASS	MEETS NEMA 1,3,4,6P AND IEC IP67



CABLE LENGTH	TOLERANCE*
ALL LENGTHS	+ 4% (OR 50mm) OF LENGTH - 0% (OR 0mm) OF LENGTH WHICHEVER IS GREATER
STRIP LENGTH	TOLERANCE*
0-7mm	±0.5mm
8-29mm	±1.0mm
30-49mm	±2.0mm
50-69mm	±3.0mm
70-100mm	±4.0mm
OVER 100mm	±5.0mm
* UNLESS OTHERWISE SPECIFIED	

## SOURCE DRAWING - FOR REFERENCE ONLY

RELATED DOCUMENTS  1.  2.  3.  4.	3RD ANGLE PROJECTION	THIS DRAWING IS CONFIDENTIAL AND THE PROPERTY OF TURCK INC. USE OF THIS DOCUMENT WITHOUT WRITTEN PERMISSION IS PROHIBITED.		<div>TURCK</div> <div>3000 CAMPUS DRIVE MINNEAPOLIS, MN 55441 1-800-544-7769 (763) 553-7300 (763) 553-0708 fax www.turck.us</div>				
								
MATERIAL	ALL DIMENSIONS DISPLAYED ON THIS DRAWING ARE FOR REFERENCE ONLY	DRFT	RDS	DATE	01/21/13	DESCRIPTION  VAS 3-B1638-*M		
SEE SPECIFICATIONS		APVD	A.A.	SCALE	1=1.3			
FINISH		UNIT OF MEASUREMENT				IDENTIFICATION NO.		REV  C
SEE SPECIFICATIONS		MILLIMETER [ INCH ]						
		DO NOT SCALE THIS DRAWING				FILE: 777031000		SHEET 1 OF 1

## NOTE:

1. "\*" INDICATES CABLE LENGTH IN METERS. CONTACT TURCK TO ORDER SPECIFIC LENGTHS.

C	UPDATE WIRING DIAGRAM	RDS	06/03/14	45971
REV	DESCRIPTION	BY	DATE	ECO NO.